

SPECIFICATION
DISTRIBUTION BOARD
 COMMUNICATION MANAGEMENT

PROJECT	DATE
TYPE	QTY



LED DISTRIBUTION BOARD

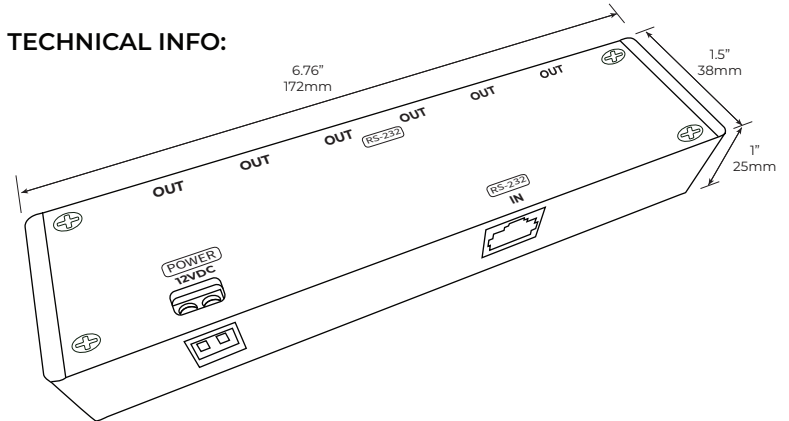
EPIX Distribution Board streamlines your RS-232 communication with a single RS-232 Input and 6 Output ports, you can manage and organize more connections efficiently.

The Distribution Board was made with our EPIX star system in mind, but can be utilized with any application requiring multiple RS-232 connections.

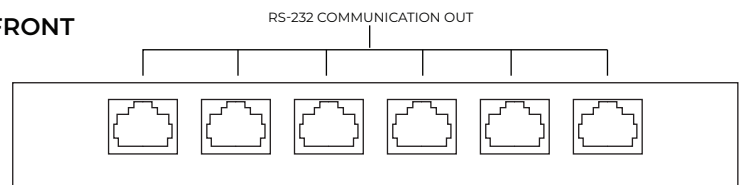
KEY FEATURES:

- 1 RJ45 Input Ports
- 6 RJ45 Output Ports
- 12VDC Power

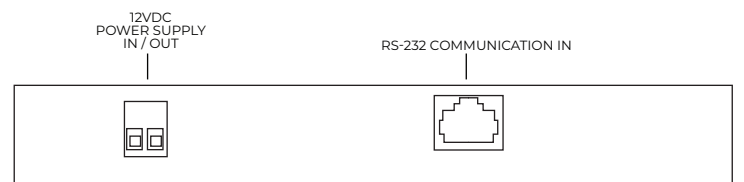
TECHNICAL INFO:



FRONT



BACK



ORDERING

MODEL

DISTBD

**LED
 Distribution
 Board**

CAN BE USED IN CONJUNCTION WITH:

- Advanced Pro Rs-232 Controller
- WiFi Interface
- IR Receiver
- Remote Momentary Switch
- Any 3rd Party Controller

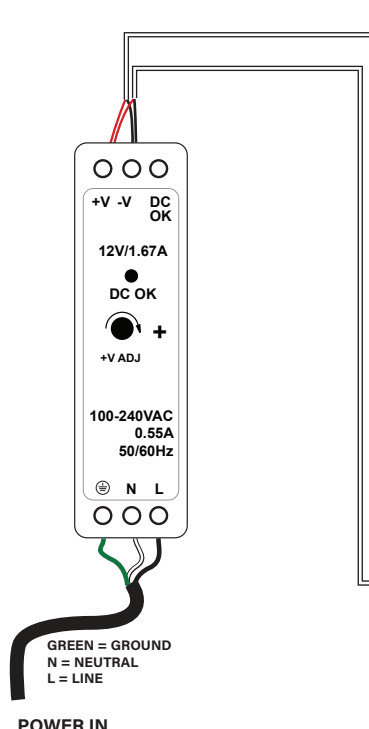
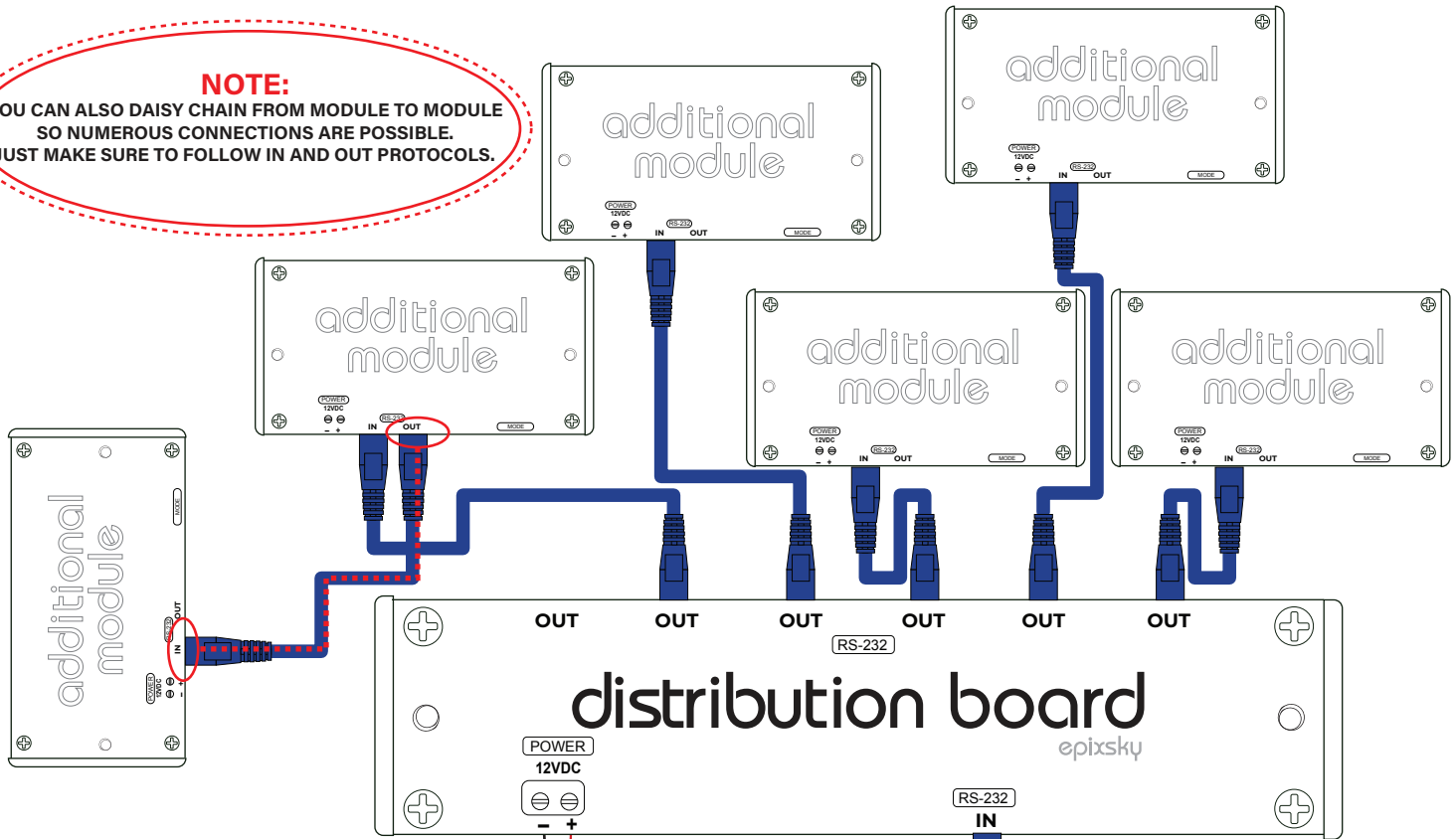


A Division on Impact Lighting Inc.

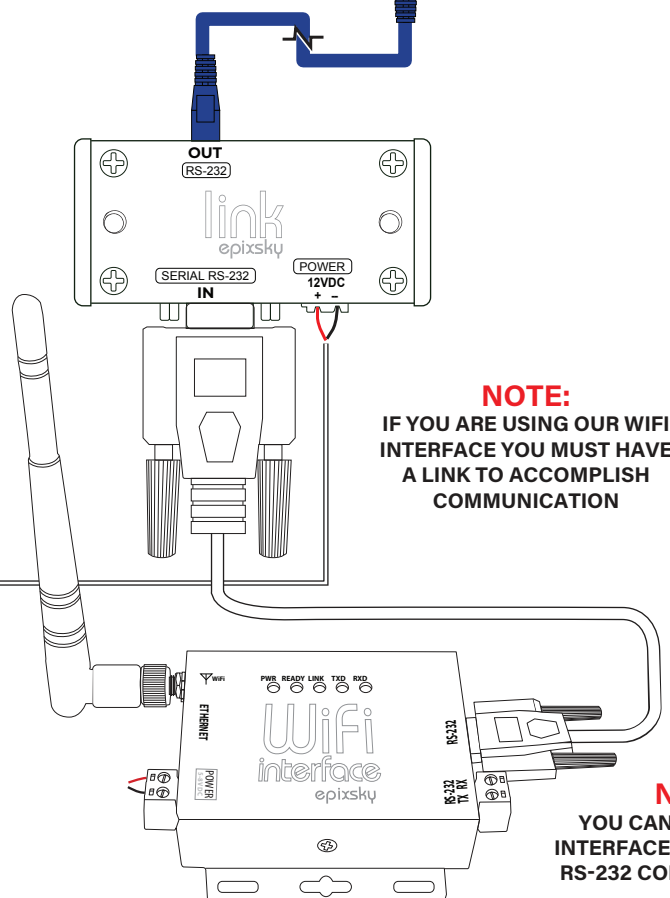
WIRING DIAGRAM DISTRIBUTION BOARD

THIRD PARTY CONTROL

NOTE:
YOU CAN ALSO DAISY CHAIN FROM MODULE TO MODULE
SO NUMEROUS CONNECTIONS ARE POSSIBLE.
JUST MAKE SURE TO FOLLOW IN AND OUT PROTOCOLS.



NOTE:
THE STRENGTH OF YOUR POWER SUPPLY WILL BE DETERMINED BY THE NUMBER OF MODULES YOU USE



NOTE:
IF YOU ARE USING OUR WIFI INTERFACE YOU MUST HAVE A LINK TO ACCOMPLISH COMMUNICATION

NOTE:
YOU CAN USE OUR WiFi INTERFACE OR A 3RD PARTY RS-232 CONTROLLER HERE