

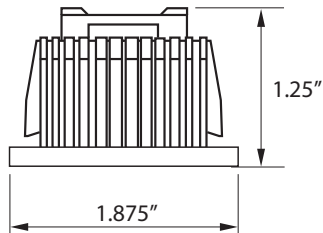
SPECIFICATION
LUMI MINI DOWNLIGHT

POWERFUL COMPACT 3 WATT DOWNLIGHT

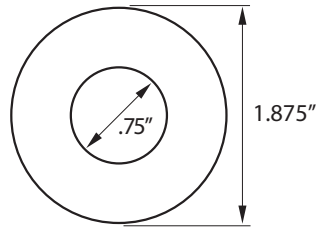
PROJECT	DATE
TYPE	QTY



LUMI MINI DOWNLIGHT
 3W LED Mini Downlight



SIDE VIEW



FRONT VIEW

KEY FEATURES:

- Daisy Chain Lumi's with Epix Mini Light Drivers
- 12VDC
- Compact Fixture
- 3 Watts of Power



LUMI MINI DOWNLIGHTS are the perfect combination of power and design for high quality architectural, commercial and home automation use.

These lights can be controlled by Epix Sky's Mini Light Driver, the Epic Cube, the Advanced-Pro RS-232 Controller, or work independently.

KEY FEATURES

- Low Wattage runs MULTIPLE lights through RJ45 Connection!
- Mini Light Driver accessory for daisy chaining multiple lights
- Unique Power Over Cat 5
- 3 Watts of power in a compact fixture.
- Available in black or white housing.
- Can be controlled with DMX decoder or any constant voltage controller.
- Dimmable with our Epic Cube, Epix Advanced-Pro RS-232 serial controller* or 3rd party controllers.
- Long Lamp Life
- Perfect for EpiXsky's Star Panel applications.

ORDERING Example: IL-LUMI-WW-D-BLK = Mini Downlight, Warm White, Dimmable with Black Housing

MODEL	COLOR TEMP	DIMMABLE	HOUSING COLOR
IL-LUMI			
3 Watt /12 VDC LED MINI DOWNLIGHT	WW - Warm White 3000K CW - Cool White 5000K	D - Dimmable N - Non-Dimmable <i>* Epic cube required for dimming</i>	WH - White Housing BLK - Black Housing

ACCESSORIES

- MINI LIGHT DRIVER
- EPIC CUBE
- ADVANCED-PRO
- WiFi INTERFACE
- EPIC LINK

epiXsky
 A Division on Impact Lighting Inc.

3100 Pennington Road, Orlando Florida 32804 • Ph. 1-800-507-5714 • Email: sales@epiXsky.com

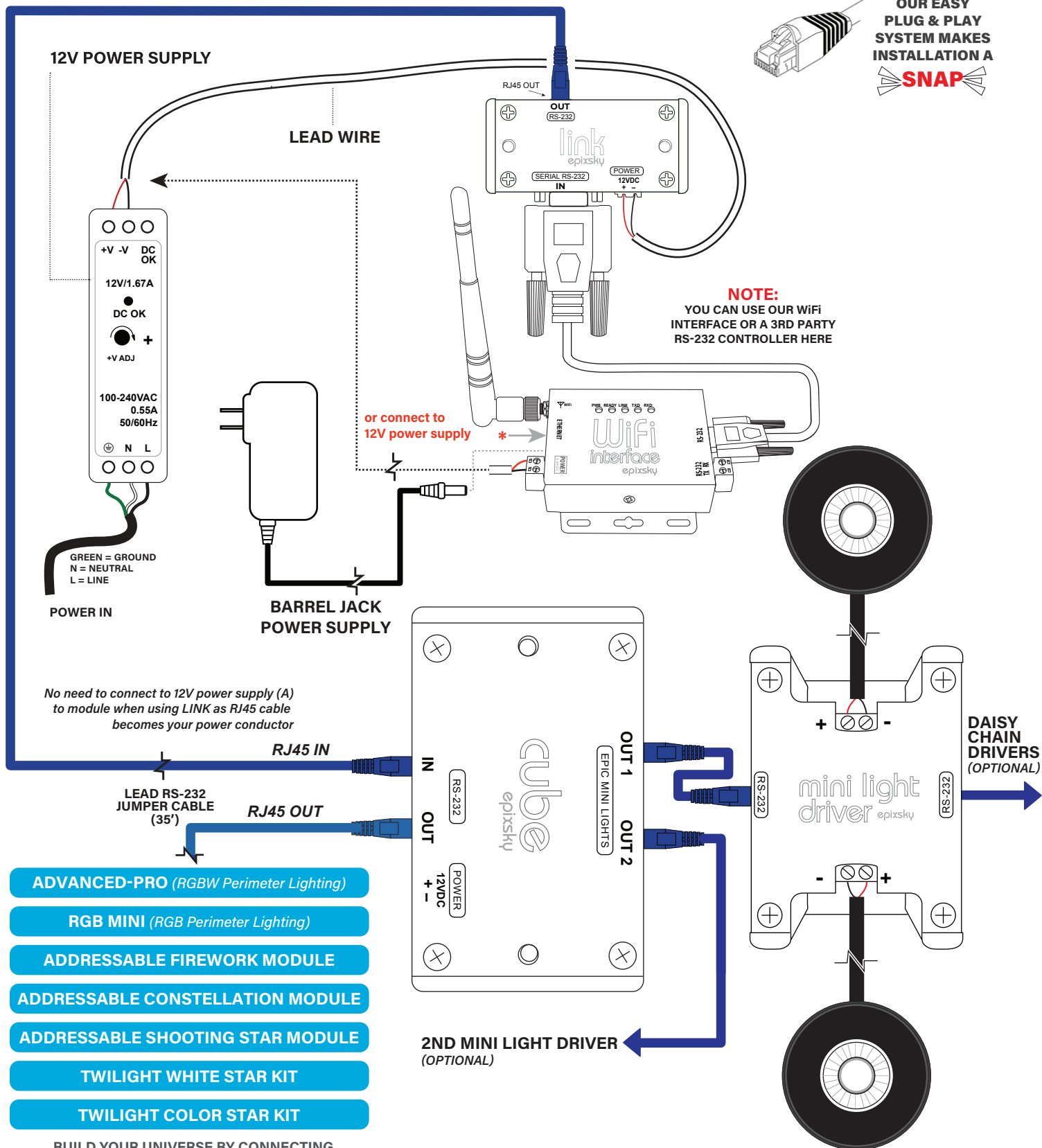
epiXsky.com

SPECIFICATION
LUMI MINI DOWNLIGHT

POWERFUL COMPACT 3 WATT DOWNLIGHT

THIRD PARTY CONTROL

OUR EASY
PLUG & PLAY
 SYSTEM MAKES
 INSTALLATION A
SNAP



BUILD YOUR UNIVERSE BY CONNECTING
ADDITIONAL MODULES, CONTROLLERS, & ACCESSORIES.
 EPIXSKY ALLOWS YOU TO EXPAND YOUR STAR SYSTEM WITH
 RJ45 PORTS FOR THE ULTIMATE SIMPLICITY AND CONTROL!