

PROJECT	DATE
TYPE	QTY

POWER & COMMUNICATION CONNECTOR

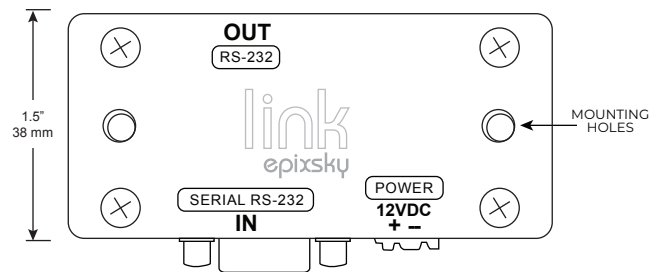


EPIC LINK
(actual size)

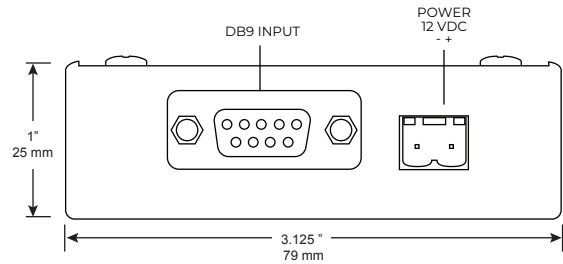
KEY FEATURES:

- Converts RS232 to RJ45 for easy plug and play
- 12VDC
- RS-232 connections via DB9 or Phoenix connector
- On board led indicators

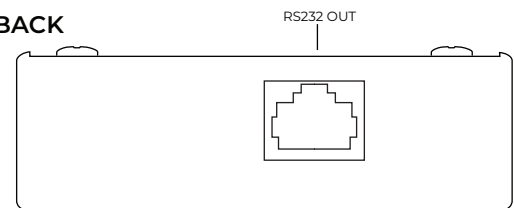
The **EPIC LINK** provides power and or communication to Epic Sky Systems by providing a simple way to connect to a power supply via a Phoenix connector and then provide power to the Epic Sky Systems via a standard Cat5 Cable. Serial communication coming from an Epic WiFi™ or 3rd party automation system can connect to the Epic Link and pass that communication via the same Cat5 cable being used for power.



FRONT



BACK



ORDERING

MODEL

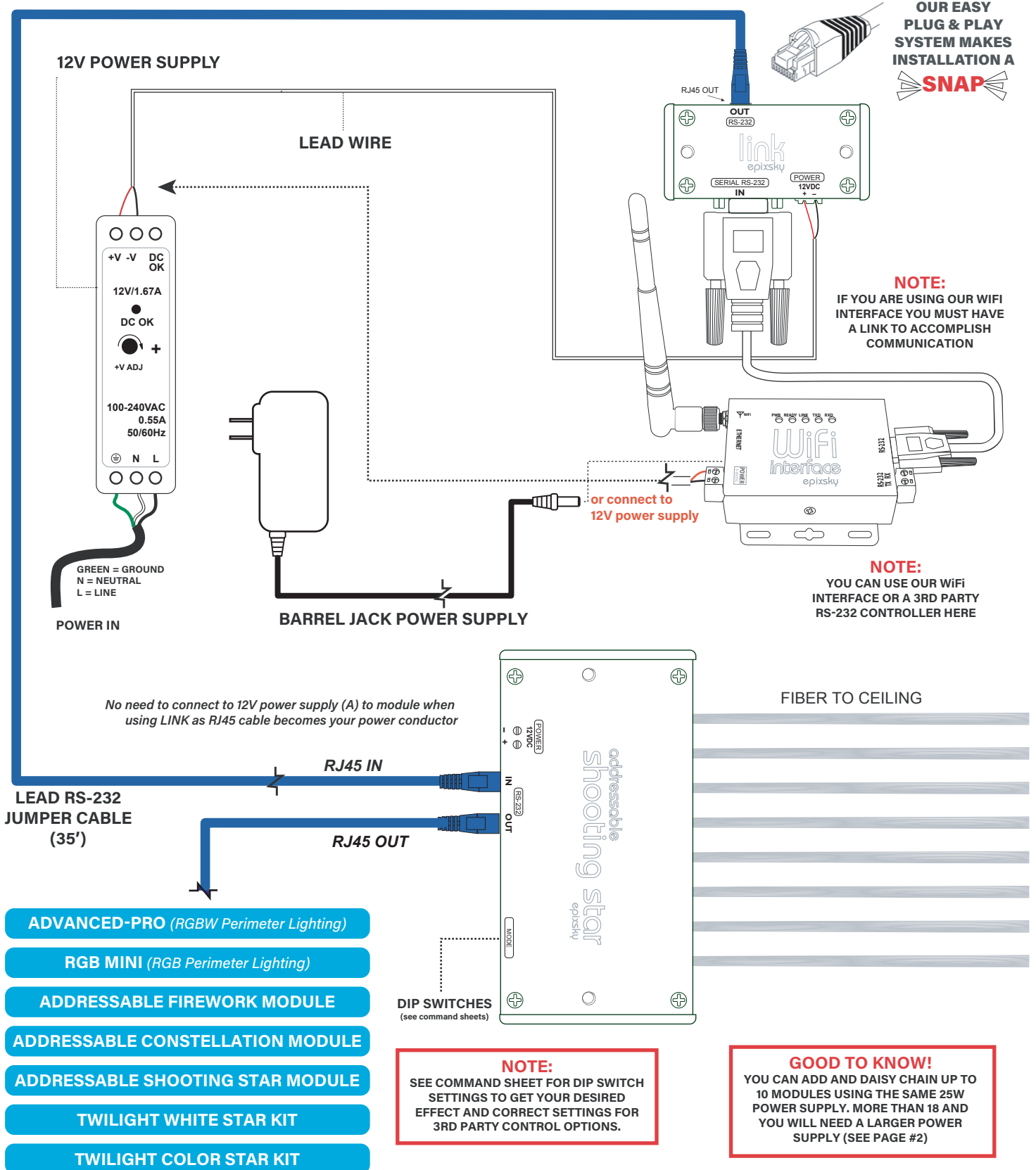
EPIC-LINK

EPIC LINK

CAN BE USED IN CONJUNCTION WITH:

- Advanced RS232 Controller-for perimeter lighting
- WiFi Interface
- RGB Mini Downlight System
- Star Panel Systems

V. 220 | Copyright © 2021, Impact Lighting Inc. All Rights Reserved



BUILD YOUR UNIVERSE BY CONNECTING **ADDITIONAL MODULES, CONTROLLERS, & ACCESSORIES.** EPIXSKY ALLOWS YOU TO EXPAND YOUR STAR SYSTEM WITH RJ45 PORTS FOR THE ULTIMATE SIMPLICITY AND CONTROL!